






Make a Collage

By Dr Louisa Penfold



Collages are made by cutting up and assembling pictures in new ways. Made famous by Surrealist artists like Max Ernst, Marcel Duchamp, and Man Ray, collaging encourages children to use their imagination to create new and creative compositions.

Here are some tips to get started:

- 
- 
- Print these pictures on regular printing paper
 - Add your own pictures from old magazines, photos, or newspapers
 - Choose a theme like 'summer,' 'the jungle,' or 'my house'
 - Use a glue stick instead of PVA or school glue. This way the paper won't buckle or curl
 - Lay clippings out and move them around to try out different arrangements before gluing down
 - Add the hashtag #ArtPlayChildrenLearning to social media posts or email pics to info@louisapenfold.com to have your artwork featured on Instagram

Happy making!

